

PRODUCT USE GUIDE



www.marvo-tech.com

QUICK INSTALLATION GUIDE

HG8936

STEREO GAMING HEADSET

TECH SPECS

Sound: stereo
Frequency response: 20 Hz - 20 KHz
Speaker size: 50 mm
Speaker impedance: 21 Ω
Speaker sensitivity: 108 dB ± 3 dB
Microphone type: omnidirectional
Microphone size: 6x5 mm
Microphone sensitivity: -38 dB ± 3 dB
Backlight: white
Connectors: 2x 3.5 mm jack, USB (for LED light)
Cable length: 2.1 m

QUICK INSTALLATION GUIDE

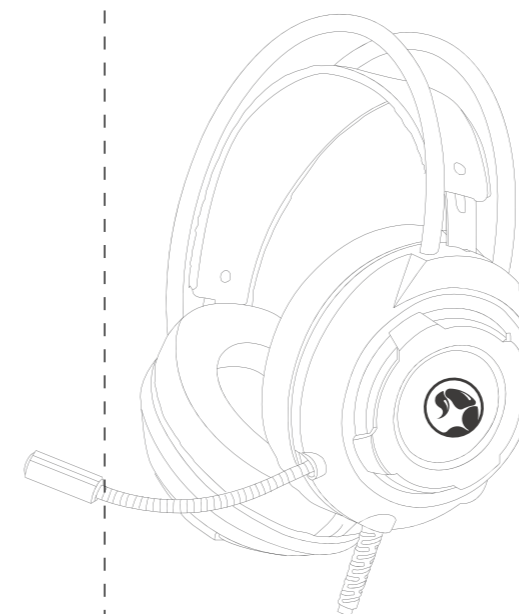
PRODUCT PRESENTATION

1. FEATURES

- Closed, over-ear design for powerful bass sounds
- Soft-cushioned leather ear cups
- Self-adjustable headband
- Built-in volume control
- Backlit microphone

2. SYSTEM REQUIREMENTS

PC system or compatible with the installed sound card, one USB port available.



STEREO
SOUND



50 MM
DRIVER SIZE



VOLUME
CONTROL



FLEXIBLE
MIC BOOM-ARM



ERGO
DESIGN

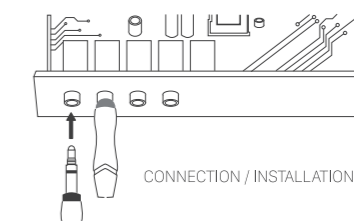
QUICK INSTALLATION GUIDE

SAFETY NOTES

- To prevent possible hearing problems, do not use the headphones at high volume for long periods of time.
- Keep the equipment dry. Keep away from precipitation, humidity, all types of liquids and condensation.
- Do not use the product with wet hands.
- Do not use or store the equipment in dusty or dirty areas.
- Do not store the equipment under high-temperature or low-temperature conditions (this may damage it).
- Do not drop, knock or shake the equipment (use may result in breakage).

INSTALLATION

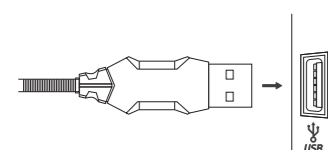
Each headphone audio jack is colored different (green for headphones, pink for microphone) or has an icon on it. Connect each jack to the matching input on the sound card.



www.marvo-tech.com

QUICK INSTALLATION GUIDE

Insert the USB connector into a USB port on your computer.



NOTE: This headset does not have a specialized driver and does not require one for proper operation and functionality.

USE

Use the knob on the headset to control the volume.

QUICK INSTALLATION GUIDE

TROUBLESHOOTING

In case of incorrect operation follow the steps below:

- Check the integrity of the connectors;
 - Check the connection to the computer;
 - Check your computer settings;
 - Disconnect and reconnect the equipment; restart the computer.
- If the problem persists, please contact your local seller.

GENERAL INFORMATION

- Unauthorized repairs or disassembly of the product will void the warranty and may cause its damage.
- This product is safe and complies to EU requirements.
- This product is manufactured conforming with the European RoHS standard. This standard was introduced to reduce the amount of electrical and electronic waste emitted into the atmosphere.
- Using the WEEE symbol (the crossed-out bin) indicates that this product is not household waste. When recycling waste properly, you protect the environment and people health. Segregated household waste collection, aids recycle materials and components used for the production of this device. For detailed information about recycling, please contact your retailer or a local authority.

QUICK INSTALLATION GUIDE

Warranty Card

Product Model: _____

Product Serial No.: _____

Date of Purchase: _____

Customer Name: _____

TEL: _____

Address: _____

Distributor Name: _____

TEL: _____

Warranty Card is the important certificate for after-sale service of Marvo products, please keep it safe.

www.marvo-tech.com

BORN FOR GAMING



FACEBOOK
Scan Me



Want to Know More?
Scan Me